



Product **2026** **Catalog**

Polish manufacturer of rehabilitation equipment for children



Welcome to the MyWam 2026 catalogue.

Inside, you will find a comprehensive range of specialized strollers for children, rehabilitation equipment, and carefully selected accessories — including both our latest developments and products trusted by users for years.

This catalog also introduces the values, experience, and people behind MyWam brand, who combine technology with empathy to create reliable mobility solutions for children in everyday life.



MyWam Sp. z o.o.

Plebiscytowa 3,
41-100 Siemianowice Śląskie, PL
TIN: PL627 273 67 93



+48 32 733 11 31



mywam@mywam.eu



www.mywam.eu





CONTENTS

02	Important Quality system and requirements met Indications Contraindications Safety & Responsibility
-----------	---

03	About Us
-----------	-----------------

PRODUCTS

09	Alfa flex NEW special needs stroller
13	Alfa special needs stroller
17	Vila  NEW special needs stroller
21	Zefir special needs stroller
25	Pegaz special needs stroller
33	Mouse special needs stroller
37	Mewa special needs stroller
41	Grizzly  special needs stroller
45	Yeti, Yeti Jr. special needs stroller

PRODUCTS

05	Octo NEW standing frame
29	In.basic indoor base
32	Belts & vests
49	Go.spider NEW orthopedic walker
53	Delfi NEW bath chair

MyWam has obtained
the Quality Management System Certificate
for Medical Devices
ISO 13485!



European Medical
Device Regulation (**MDR**)



CE mark

Class 1 MEDICAL DEVICE

Indications

for strollers

- ✔ paralysis and paresis of lower limbs of various origins
- ✔ paralysis and paresis of the trunk
- ✔ weakening of postural muscles responsible for maintaining the correct body position
- ✔ cerebral palsy
- ✔ myelomeningocele
- ✔ muscular dystrophies

Contraindications

for strollers

- ✘ If there are contraindications to the sitting position and/or passive verticalization, please consult a physiotherapist or physician-in-charge.

Safety & Responsibility

Our strollers are designed to provide safe and reliable support when used as intended. Choosing the right model, configuring it properly, and using the appropriate accessories should always be done with guidance from a qualified specialist or healthcare professional.

Correct adjustment of all positioning and safety elements – including belts, supports, and accessories – is essential to ensure comfort and safety. Regular checks of the stroller's condition and settings are recommended, especially after intensive use or transport.

The stroller should always be used under the supervision of a caregiver. Any modifications or replacement of components should only be done with original parts and according to the manufacturer's instructions.

Before use, consult your doctor or physiotherapist to ensure the product is suitable for the user's specific needs and condition.

Before use, read the user manual and the label or consult your doctor, as this medical device may not be suitable for you.



ABOUT US

Founded in 2009, MyWam was created with a clear purpose: to design and manufacture specialized strollers that combine advanced technology with empathy and responsibility. From the very beginning, our focus has been on supporting children with special needs by delivering solutions that enhance everyday comfort, safety, and mobility — while bringing warmth, colour, and joy into their lives.

Our journey began with rehabilitation equipment, but it was the children and families we worked with who truly shaped our direction and inspired continuous development. A significant milestone came in 2014 with the launch of the MEWA stroller — a product that successfully combined functionality, safety, and modern design, gaining recognition on the domestic market and opening the way for further growth.

Today, MyWam offers a comprehensive portfolio of specialized strollers developed to address a wide range of therapeutic and everyday mobility needs, supporting children and their caregivers around the world.

Behind every product stands a dedicated team of experts who combine technical knowledge, manufacturing experience, and a genuine passion for innovation. Our entire development process is carried out in-house — from design and refinement to testing — ensuring consistently high quality, safety, and precise adaptation to users' needs.

At MyWam, we believe that the best solutions are created by thinking first about the person. Empathy, responsibility, and close cooperation guide our work every day. Each stroller we create is more than a product — it is a reliable companion in the everyday lives of children and their caregivers.

MyWam Team



OUR PRODUCTS



**THESE ARE MEDICAL DEVICES.
USE THEM IN ACCORDANCE WITH THE INSTRUCTIONS FOR USE
OR THE LABEL.**

INNOVATIVE SUPPORT FOR PEDIATRIC THERAPY AND HOME REHABILITATION.

FOR USERS: 90 - 130 CM, UP TO 50 KG

NEW

octo

4in1

The Octo standing frame for children

4-in-1 standing frame (prone, supine, upright, and abduction positioning in one comprehensive system)

A modern device designed for children who require support in the verticalization process – both posterior and anterior. Thanks to its well-thought-out design, Octo supports the development of proper body posture, improves circulatory and respiratory system function, and enables the child to actively participate in their surroundings.

Hygienic adjustable pads with stabilizing belts and supports maintain correct body positioning, ensuring comfort and safety during verticalization. Additionally, the standing frame features the innovative OctoStep foot support system and an advanced individual leg abduction system with an intelligent anti-drop mechanism, ensuring precise lower limb positioning in the frontal plane while promoting proper hip joint alignment.

CE **MD** MEDICAL DEVICE - CLASS I

Solid construction

The robust metal frame ensures durability and safe use, while the central column offers angular adjustment from -5° to $+90^{\circ}$. All support elements are finished with soft polyurethane foam pads and supports, increasing comfort during therapy. Parameter adjustment is intuitive and convenient thanks to adjustable hand knobs integrated into the frame structure, as well as an Allen key included in the set.



✓ INDICATIONS

cerebral palsy; paralysis of various origins; spina bifida; myelomeningocele; spinal muscular atrophy (SMA); metabolic disorders; scoliosis and postural defects; genetic disorders; all types of orthopedic indications.

✗ CONTRAINDICATIONS

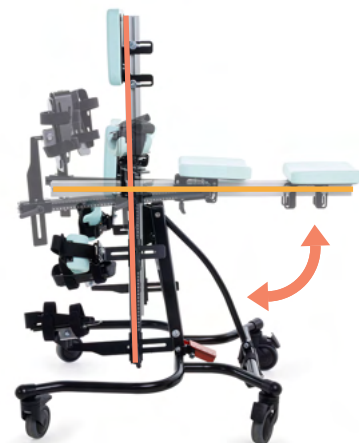
orthopedic contraindications; acute inflammatory conditions, fever; osteoporosis; joint contractures; neurological contraindications; severe pain preventing standing; foot deformities; lack of patient cooperation (e.g. severe consciousness disorders, agitation).

Regulations



ADJUSTING THE ABDUCTION ANGLE OF ONE LEG

0° - 25°



ADJUSTING THE TILT ANGLE OF THE STANDING FRAME COLUMN

-5° - 90°

TECHNICAL PARAMETERS

FOR USERS: 90 - 130 CM, UP TO 50 KG

Total weight: **25 - 41 kg**

Total length: **75 cm**

Total width: **67 cm**

Total height: **92 - 133 cm / 105 - 175 cm***

Chest / hip pads spacing: **19 - 26 cm**

Tilt angle of the standing frame: **-5° - 90°**

Single leg abduction angle: **25°**

OctoStep foot platform length: **21 / 24 cm****

Foot platform back width: **6 - 7 cm / 7 - 8 cm****

Foot platform front width: **9 - 10 cm / 10 - 11 cm****

* value given with headrest

** size M

Adjustable Features

The standing frame offers a wide range of individual adjustments thanks to its adjustable chest and hip pads with stabilizing belts. It is also equipped with an adjustable torso support, pelvic support, and knee support, allowing precise positioning of the child. Additionally, it can be fitted with adjustable headrests for both anterior and posterior standing, as well as an extra back support designed for anterior positioning.

Hip Abduction System

Abduction system with smooth, stepless adjustment and an intelligent built-in anti-drop mechanism, allowing precise positioning while safely maintaining the set angle—no sudden dropping, no loss of control. The system enables precise positioning of the lower limbs in the frontal plane, supporting proper alignment of the hip joints while stabilizing the hips and pelvis and promoting activation and strengthening of the gluteal muscles, which is essential in the therapy process.

Advanced Foot Support System – OctoStep

The OctoStep foot support system allows precise positioning of the feet through adjustments in height, distance, and platform width. It also enables positioning in two angular planes, supporting proper alignment of the lower limbs. The metal construction ensures high stability and durability.



OctoStep



FUNCTIONS

BASIC EQUIPMENT



BRAKE ON EACH WHEEL



KNEE SUPPORT



OCTOSTEP FOOT PLATFORM



HIP PADS



CHEST PADS



PELVIC SUPPORT



TORSO SUPPORT



TOOL KIT BAG



GAS SPRING RELEASE FOOT

ADDITIONAL ACCESSORIES



BACK SUPPORT



HEADREST FOR POSTERIOR STANDING



HEADREST FOR ANTERIOR STANDING



THERAPY TRAY

ADVANCED POSITIONING WITH STABILO CUSHIONS.

FOR USERS: 100 - 150 CM, UP TO 55 KG

NEW

alfa flex



The Alfa flex special needs stroller


It features a solid, durable construction with a seat and backrest equipped with removable STABILO orthopedic cushions, allowing precise positioning of the child's body and proper stabilization during everyday use.

Additionally, with the use of pads supporting the cushions, abduction-stabilizing belts, and a five-point belt, Alfa Flex provides safe and comfortable support during walks. The stroller is also equipped with the "I grow with You" system, which—thanks to a wide range of backrest, seat, and footrest adjustments—allows perfect adaptation to the child's height and needs.

CE **MD** MEDICAL DEVICE - CLASS I

Construction

The construction of the Alfa Flex stroller consists of two basic elements: a frame with a seat and a backrest. The backrest is fixed to the seat with the help of a simple locking mechanism, which significantly facilitates transport and everyday use.



Stabilo cushions



The set includes three STABILO orthopedic cushions: a headrest cushion, a backrest cushion, and a seat cushion with an abduction wedge and lateral pads. Their special construction supports proper spinal alignment and reduces pressure on sensitive areas of the body, helping prevent pressure sores and discomfort. The cushions can be easily shaped and adapted to the user's anatomy using the included pump.



Regulations



SEAT ANGLE ADJUSTMENT

0° - 34°

6 positions



BACKREST ANGLE ADJUSTMENT

-8,5° - 62°

8 positions



FOOTREST ADJUSTMENT

73° - 195°

8 positions

TECHNICAL PARAMETERS

FOR USERS: 100 - 150 CM, UP TO 55 KG

Total weight: **26 kg**
Stroller length: **100 - 145 cm**
Stroller width: **66 cm**
Stroller height: **94 - 147 cm**

Effective seat depth: **30 - 37 cm***
Seat width: **20 - 33 cm***
Backrest height: **63 - 72 cm***
Backrest width: **20 - 33 cm***
Distance between a footrest and seat: **33 - 43 cm**
/ 6 positions

* values are given with Stabilo cushions



FUNCTIONS



"I grow with you" system

The Alfa flex stroller offers a wide range of adjustments — the seat depth and backrest height can be easily adapted to the child's growth. Combined with adjustable pads and an adjustable footrest, the stroller grows with the user, ensuring comfort and functionality for many years.



Rear wheels with shock-absorbing suspension

The rear wheels are equipped with a suspension system that effectively reduces vibrations when driving over uneven surfaces. This ensures greater comfort for the child and smoother stroller handling.



Swivel castor lock

The front wheels feature a directional lock, allowing for stable stroller guidance on straight paths and in more demanding terrain.

BASIC EQUIPMENT



CANOPY WITH WINDOW



ADJUSTABLE PADS



STABILO CUSHIONS



ABDUCTION BELTS



SAFETY VEST M & L



SAFETY BARRIER



BACKPACK



SHOPPING BASKET



THERAPY TRAY

ADDITIONAL ACCESSORIES



SUN UMBRELLA



WINTER GLOVES



SLEEPING BAG



RAIN COVER



MOSQUITO NET

DURABLE, VERSATILE, CREATED FOR EVERY DAY.

FOR USERS: 100 - 150 CM, UP TO 55 KG

αlfa

The Alfa special needs stroller

A solid, modular construction – frame, seat, and backrest – ensures durability while making transport and daily use effortless.

Equipped with the “I grow with you” system, Alfa adapts perfectly to your child’s height and needs, thanks to adjustable backrest, seat, and footrest.

With option of using pads, an abduction wedge, stabilizing belts, and a five-point harness, it provides safe and comfortable support on every walk.

A wide range of accessories makes daily life easier and keeps your child comfortable in any weather.

CE **MD** MEDICAL DEVICE - CLASS I

Construction

The Alfa stroller is based on a solid, modular design consisting of a frame with a seat and a separate backrest. The backrest is attached to the frame with a simple, intuitive mechanism, which significantly facilitates transport and everyday use.



Advanced Support System

The Alfa stroller adapts perfectly to your child, with adjustable hip and torso pads, plus adjustable backrest and footrest height, and seat depth, ensuring a comfortable fit for every child.



Lying position

Thanks to the fully adjustable seat and footrest, the stroller can be easily converted into a lying position, providing comfortable support for rest or sleep. Additionally, the side pads protect your child from the wind.



Regulations



SEAT ANGLE ADJUSTMENT

5,5° - 30°

6 positions



BACKREST ANGLE ADJUSTMENT

-5° - 91°

8 positions



ADJUSTMENT

72° - 193°

8 positions

TECHNICAL PARAMETERS

FOR USERS: 100 - 150 CM, UP TO 55 KG

Total weight: **26 kg**
Stroller length: **100 - 145 cm**
Stroller width: **66 cm**
Stroller height: **107 - 128 cm**

Effective seat depth: **30 - 40 cm**
Seat width: **27 - 32 cm*** / **27 - 41 cm**
Backrest height: **59 - 74 cm**
Backrest width: **27 - 32 cm*** / **27 - 40 cm**
Distance between a footrest and seat: **30 - 40 cm**
/ 6 positions

* values are given with pads



FUNCTIONS



“I grow with you” system

The Alfa stroller offers a wide range of adjustments — the seat depth and backrest height can be easily adapted to the child’s growth. Combined with adjustable pads and an adjustable footrest, the stroller grows with the user, ensuring comfort and functionality for many years.



Rear wheels with shock-absorbing suspension

The rear wheels are equipped with a suspension system that effectively reduces vibrations when driving over uneven surfaces. This ensures greater comfort for the child and smoother stroller handling.



Swivel castor lock

The front wheels feature a directional lock, allowing for stable stroller guidance on straight paths and in more demanding terrain.

BASIC EQUIPMENT



CANOPY WITH WINDOW



SAFETY BARRIER



HEADREST AND SIDE PADS



ABDUCTION BELTS



FIVE-POINTS BELTS



ADJUSTABLE PADS



BACKPACK



SHOPPING BASKET



THERAPY TRAY



SUN UMBRELLA



WINTER GLOVES



ABDUCTION WEDGE



SLEEPING BAG



RAIN COVER



MOSQUITO NET

ADDITIONAL ACCESSORIES

COMPACT STROLLER WITH VERIFIED TRANSPORT SAFETY.

FOR USERS: 80 - 130 CM, UP TO 40 KG

NEW

VILA

The Vila special needs stroller

The compact stroller designed for everyday use and travel. Its solid construction and small folded dimensions ensure easy handling, transport and storage.

The stroller has successfully passed a **crash test**, confirming a high level of safety during vehicle transport. Adjustable backrest angle, seat depth and footrest height allow precise positioning tailored to the child's needs. Optional pads, an abduction wedge, stabilising belts and a five-point safety harness provide secure and comfortable support, while a wide range of accessories enhances everyday usability in all weather conditions.

CE  MEDICAL DEVICE - CLASS I

 **CRASH**
tested

Lightweight construction

An innovative folding mechanism allows the stroller to be folded quickly and completely without removing any components. Compact folded dimensions make transport and storage easy and convenient.



Mesh material

Inside the stroller and in selected accessories, a mesh-structured material is used to support natural air circulation. This ensures that the interior of the stroller remains properly ventilated, and the user stays thermally comfortable even during longer use.



Seat depth

The adjustable seat depth allows precise positioning and ensures proper support as the child grows.



Regulations



SEAT ANGLE

24° 1 position



BACKREST ANGLE ADJUSTMENT

20° / 59° 2 positions



FOOTREST ADJUSTMENT

21 - 40,5cm 3 positions

TECHNICAL PARAMETERS



FOR USERS: 80 - 130 CM, UP TO 40 KG

Total weight: **21 - 24 kg**
Stroller length: **97 - 108 cm**
Stroller width: **61 cm**
Stroller height: **122 - 135 cm**

Effective seat depth: **23* / 33 cm**
Seat width: **18* / 39 cm**
Backrest height: **66 cm**
Backrest width: **18* / 39 cm**
Distance between a footrest and seat: **21 - 40,5 cm**
/ 3 positions

* values are given with pads



Crash tested

The Vila stroller is **crash-tested in accordance with ISO 7176-19:2022**, confirming its safety during transport in a vehicle. The user may travel in the stroller secured with vehicle straps, according to applicable standards.



Rear wheels with shock-absorbing suspension

The rear wheels are equipped with a suspension system that effectively reduces vibrations when driving over uneven surfaces. This ensures greater comfort for the child and smoother stroller handling.



Swivel castor lock

The front wheels feature a directional lock, allowing for stable stroller guidance on straight paths and in more demanding terrain.



FUNCTIONS

BASIC EQUIPMENT



CANOPY WITH WINDOW



SAFETY BARRIER



ADJUSTABLE PADS



ABDUCTION BELTS



FIVE-POINTS BELTS



ABDUCTION WEDGE



TRAVEL BAG



SHOPPING BASKET



FOOTREST ADAPTER



SUN UMBRELLA



WINTER GLOVES



THERAPY TRAY



SLEEPING BAG



RAIN COVER



MOSQUITO NET

ADDITIONAL ACCESSORIES

FUNCTIONAL MOBILITY IN A COMPACT FORM.

FOR USERS: 80 - 140 CM, UP TO 40 KG


ZEFIR

The Zefir special needs stroller

Its compact design and small folded dimensions make it easy to carry and store.

Adjustable backrest, seat, and footrest ensure a comfortable position tailored to your child's needs. With optional narrowing inserts, an abduction wedge, stabilizing belts, and a five-point belts, Zefir provides safe and supportive walks every time.

A wide range of accessories makes daily life easier and keeps your child comfortable in any weather.

 **MD** MEDICAL DEVICE - CLASS I

Lightweight construction

The Zefir special needs stroller, thanks to its folding frame and intuitive mechanism, can be folded quickly and without removing any additional elements. Its lightweight construction provides parents with mobility and convenience — making carrying, maneuvering, transport, and storage easier.



Extensive adjustment



The Zefir stroller can be easily adjusted to the child's height thanks to the backrest extensions, the curved seat edge, abduction wedge, and the adjustable footrest. As the child grows, these elements can be gradually removed or adjusted, ensuring proper support and user comfort.



Regulations



SEAT ANGLE

20° 1 position



BACKREST ANGLE ADJUSTMENT

25° / 57° 2 positions



FOOTREST ADJUSTMENT

20, 30, 40cm 3 positions

TECHNICAL PARAMETERS FUNCTIONS



FOR USERS: 80 - 140 CM, UP TO 40 KG

Total weight: **13 - 17 kg**
Stroller length: **95 - 113 cm**
Stroller width: **62 cm**
Stroller height: **102 - 122 cm**

Effective seat depth: **24 / 30 cm**
Seat width: **29* / 37 cm**
Backrest height: **50 / 60 cm**
Backrest width: **29* / 37 cm**
Distance between a footrest and seat: **20, 30, 40 cm**
/ 3 positions

* values are given with inserts



Rear wheels with shock-absorbing suspension

The rear wheels are equipped with a suspension system that effectively reduces vibrations when driving over uneven surfaces. This ensures greater comfort for the child and smoother stroller handling.



Swivel castor lock

The front wheels feature a directional lock, allowing for stable stroller guidance on straight paths and in more demanding terrain.



WHITE FRAME



BLACK FRAME



Footrest adapter

The footrest adapter features a mounting system with three elevated adjustment levels (**15–20 cm from the seat**), allowing precise positioning of the footrest for the youngest users. This solution enables proper support of the lower limbs when the standard footrest height is too low, helping to maintain correct posture and comfort while seated.

BASIC EQUIPMENT



SAFETY BARRIER



HEADREST



INSERTS AND CUSHION



ABDUCTION BELTS



FIVE-POINTS BELTS



TRAVEL BAG



SHOPPING BASKET



THERAPY TRAY



CANOPY WITH WINDOW



WINTER GLOVES & WEDGE



SUN UMBRELLA



SLEEPING BAG



RAIN COVER



MOSQUITO NET

ADDITIONAL ACCESSORIES

LIGHT AND NIMBLE FOR EVERY STEP.

FOR USERS: 80 - 140 CM, UP TO 40 KG

Pegaz

The Pegaz special needs stroller

Is designed for the children who are unable to walk or sit in a correct position as a result of injuries, diseases or motor dysfunctions.

Starting at just 10 kg, this umbrella-type stroller is easy to carry and simple to fold.

Adjustable backrest, seat, and footrest allow the perfect position for your child's comfort.

With optional narrowing inserts, an abduction wedge, stabilizing belts, and a five-point belts, it ensures safe and supportive walks every time.

A wide range of accessories makes daily life easier and keeps your child comfortable, whatever the weather.

CE **MD** MEDICAL DEVICE - CLASS I

PRODUCT SPECIFICATIONS

Lightweight construction


The one-piece, umbrella construction of Pegaz stroller allows for quick and easy folding which due to its compact size and low weight facilitates daily use, storage and transport.



Extensive adjustment



The Pegaz stroller can be easily adjusted to the child's height thanks to the backrest extensions, the curved seat edge, abduction wedge, and the adjustable footrest. As the child grows, these elements can be gradually removed or adjusted, ensuring proper support and user comfort.



Regulations



SEAT ANGLE

25° 1 position



BACKREST ANGLE ADJUSTMENT

22° / 34° 2 positions



FOOTREST HEIGHT ADJUSTMENT

20, 30, 40cm 3 positions

TECHNICAL PARAMETERS

FUNCTIONS

COLOURS



FOR USERS: 90 - 125 CM, UP TO 40 KG

Total weight: **10 - 19,6 kg**
Stroller length: **90 - 108 cm**
Stroller width: **56 cm**
Stroller height: **106 - 130 cm**

Effective seat depth: **25 / 33 cm**
Seat width: **30* / 38 cm**
Backrest height: **50 / 60 cm**
Backrest width: **30* / 37 cm**
Distance between a footrest and seat: **20, 30, 40 cm**
/ 3 positions

* values are given with inserts

Umbrella-type stroller

The construction of the Pegaz is based on a lightweight and compact umbrella-type frame, which allows for quick and simple folding and unfolding. The stroller can be folded without removing the upholstery, which makes everyday use, transport, and storage easier.

Shock-absorbing suspension on all four wheels

The wheels are equipped with a suspension system that effectively reduces vibrations when driving over uneven surfaces. This ensures greater comfort for the child and smoother stroller handling.

Swivel castor lock

The front wheels feature a directional lock, allowing for stable stroller guidance on straight paths and in more demanding terrain.



GREY



RED



BASIC EQUIPMENT



CANOPY WITH WINDOW



HEADREST



INSERTS AND CUSHIONS



ABDUCTION BELTS



FIVE-POINTS BELTS



SAFETY BARRIER



TRAVEL BAG



SHOPPING BASKET



THERAPY TRAY



SUN UMBRELLA



COLORFUL INSERTS



ABDUCTION WEDGE



SLEEPING BAG



RAIN COVER



MOSQUITO NET

ADDITIONAL ACCESSORIES

The in.basic is a mobility base designed for indoor use.

It is compatible with the seats of our strollers: Mouse and Mewa. It is perfect for home, school and rehabilitation centres.

Base has an adjustable seat mounting height, so it can be adjusted to fit most home tabletops. Each wheel has independent brakes to guarantee stability and safety.

CE **MD** MEDICAL DEVICE - CLASS I



**SEAT HEIGHT
ADJUSTMENT**



**SEAT ANGLE
ADJUSTMENT**



**BACKREST ANGLE
ADJUSTMENT**

Once one of the two MyWam seats - **MOUSE** or **MEWA** - is mounted on the in.basic mobility base, it is possible to freely modify the parameters of the complete home version stroller.


Seats mounted on the in.basic frame have all the functionalities of strollers, such as backrest angle adjustment, tilt in space seat adjustment, footrest angle adjustment, lying position and the option to install the seat backwards or forwards.

FOR USERS MOUSE: 80 - 110 CM, UP TO 30 KG
FOR USERS MEWA: 90 - 125 CM, UP TO 40 KG

Total weight: **7,5 kg**
Indoor base length: **95 cm**
Indoor base width: **58 cm**
Indoor base height: **104 cm**

Seat height adjustment: **53 - 71 cm**

PRODUCT OFFERED ON REQUEST.



REGULATIONS

**TECHNICAL
PARAMETERS**



MOBILITY
FOR
**LITTLE
HEROES**



BELTS AND VESTS, SUPPORTIVE SOLUTIONS.

Belts and vests from MyWam are support accessories used for improvement and stabilization of patient both in sitting and standing position as well as enhancement of his active and passive security. Most often used in wheelchairs, therapy seats, stairclimbers and gait trainers.

Belts and vests are made of high quality materials assuring proper air circulation. Durable straps and skin friendly materials guarantee a long lasting and comfortable usage of our products. All compounds come from verified and approved suppliers only.

TECHNICAL PARAMETERS

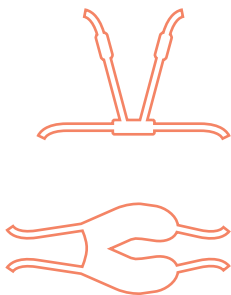
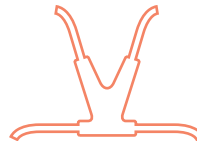
AVAILABLE SIZES OF ABDUCTIONS BELTS:

Size S: **up to 100 cm / up to 15 kg**
 Size M: **up to 120 cm / up to 25 kg**
 Size L: **over 120 cm / over 25 kg**



AVAILABLE SIZES OF VESTS:

Size S: **up to 140 cm / up to 30 kg**
 Size M: **up to 165 cm / up to 55 kg**
 Size L: **over 165 cm / over 55 kg**



**TWO POINT BELT -
HIPS**

Used with less stable patients. Belt fastening system is covered with soft material to enhance user's comfort.




**FOUR POINT BELT -
BRACES**

Used mainly to secure patient in the stroller. Belt fastening system is covered with soft material to enhance user's comfort.



ABDUCTION BELT

Abducts thigh and secures against poking out from the stroller or the seat. It's made of soft material assuring proper comfort in use.



SAFETY VEST

Protect the patient against falling off from the stroller, seat etc. giving additional stabilization at the same time. It's ergonomic shape assures most efficient stabilization without any pressure on the neck.

IMPORTANT! To correctly select the size of the safety belt, please provide the user's height, weight and individual physical conditions.

SAFE & COMFORTABLE MOBILITY FOR THE YOUNGEST.

FOR USERS: 80 - 110 CM, UP TO 30 KG

mouse

The Mouse special needs stroller

Is designed for the youngest users who are unable to walk or sit in a correct position as a result of injuries, diseases or motor dysfunctions.

Thanks to the backrest tilt and recline feature as well as adjustable torso and head pads you may easily adjust Mouse to the required position and ensure the user with optimal protection and stability.

The Mouse stroller features rear-wheel suspension and off-road wheels, making it much easier to travel over uneven terrain.

CE  MEDICAL DEVICE - CLASS I

Folding lightweight frame

The construction of the Mouse special needs stroller consists of two independent elements: the frame and the seat. The seat is attached to the frame using dedicated mounting adapters.



Lying position

Thanks to the fully adjustable seat and footrest, the stroller can be easily converted into a lying position, providing comfortable support for rest or sleep. The extended, adjustable upholstery allows additional coverage, helping to protect the child from wind and external conditions.



Reversible seat

The design of the stroller allows you to easily rotate the seat opposite to the driving direction. Thanks to this feature you can keep an eye on your child all the time.



Regulations



SEAT ANGLE ADJUSTMENT

8° - 23° 4 positions



BACKREST ANGLE ADJUSTMENT

16° - 88° 4 positions



FOOTREST ADJUSTMENT

84° - 173° 5 positions

TECHNICAL PARAMETERS

FUNCTIONS



FOR USERS: 80 - 110 CM, UP TO 30 KG

Total weight: **17,2 - 23,2 kg**
Stroller length: **95 - 124 cm**
Stroller width: **60 cm**
Stroller height: **122 - 134 cm**

Effective seat depth: **22* / 26 cm**
Seat width: **24* / 32 cm**
Backrest height: **52 cm**
Backrest width: **30 cm**
Distance between a footrest and seat: **15 - 23 cm**
/ 5 positions

* values are given with inserts

Adjustable Features

The Mouse stroller can be easily adapted to the child's height thanks to the seat minimizing kit, adjustable pads, abduction wedge, and adjustable footrest. As the child grows, these elements can be gradually removed or adjusted to maintain proper support and user comfort.



Rear wheels with shock-absorbing suspension

The rear wheels are equipped with a suspension system that effectively reduces vibrations when driving over uneven surfaces. This ensures greater comfort for the child and smoother stroller handling.



Swivel castor lock

The front wheels feature a directional lock, allowing for stable stroller guidance on straight paths and in more demanding terrain.



Redesigned footrest

This upgrade provides a wider range of height adjustment – now it can be set from 15 to 23 cm from the seat.

BASIC EQUIPMENT



CANOPY WITH WINDOW



ADJUSTABLE PADS



INSERTS AND CUSHIONS



ABDUCTION BELTS



FIVE-POINTS BELTS



SAFETY BARRIER



TRAVEL BAG



SHOPPING BASKET



THERAPY TRAY



SUN UMBRELLA



WINTER GLOVES



ABDUCTION WEDGE



SLEEPING BAG



RAIN COVER



MOSQUITO NET

ADDITIONAL ACCESSORIES

REDESIGNED FOR YOUNG USERS, BUILT TO ADAPT.

FOR USERS: 90 - 125 CM, UP TO 40 KG

NEW
GENERATION

mewa

The Mewa special needs stroller

Is designed for the youngest users who are unable to walk or sit in a correct position as a result of injuries, diseases or motor dysfunctions.

Thanks to the backrest tilt and recline feature as well as adjustable torso and head pads you may easily adjust Mewa to the required position and ensure the user with optimal protection and stability.

The Mewa stroller is equipped with rear-wheel suspension, which significantly improves comfort when navigating uneven terrain. This feature helps absorb shocks, ensuring a smoother ride for the child.

CE MD MEDICAL DEVICE - CLASS I

Lightweight construction

The lightweight design of the stroller is an ideal solution for parents who value mobility and comfort. The stroller is easy to carry and maneuver, which makes walks and trips more enjoyable. At the same time, it also makes it easier to fold and store the stroller.

Mesh material

Inside the stroller and in selected accessories, a mesh-structured material is used to support natural air circulation. This ensures that the interior of the stroller remains properly ventilated, and the user stays thermally comfortable even during longer use.

Reversible seat

The design of the stroller allows you to easily rotate the seat opposite to the driving direction. Thanks to this feature you can keep an eye on your child all the time.



Regulations



SEAT ANGLE ADJUSTMENT

6,5° - 22,5° 4 positions



BACKREST ANGLE ADJUSTMENT

9° - 87° 4 positions



FOOTREST ADJUSTMENT

64° - 180° 5 positions



FOR USERS: 90 - 125 CM, UP TO 40 KG

Total weight: **20,5 - 25 kg**
Stroller length: **97 - 132 cm**
Stroller width: **62,5 cm**
Stroller height: **125 - 128 cm**

Effective seat depth: **24* / 28 cm**
Seat width: **25* / 32 cm**
Backrest height: **62 cm**
Backrest width: **20* / 30 cm**
Distance between a footrest and seat: **17 - 32 cm**
/ 5 positions

* values are given with inserts



Adjustable Features

The Mewa stroller can be easily adapted to the child's height thanks to the seat minimizing kit, adjustable pads, abduction wedge, and adjustable footrest. As the child grows, these elements can be gradually removed or adjusted to maintain proper support and user comfort.



Rear wheels with shock-absorbing suspension

The rear wheels are equipped with a suspension system that effectively reduces vibrations when driving over uneven surfaces. This ensures greater comfort for the child and smoother stroller handling.



Swivel castor lock

The front wheels feature a directional lock, allowing for stable stroller guidance on straight paths and in more demanding terrain.



GREY



BEIGE



GREEN



BLACK / GOLD

TECHNICAL
PARAMETERS

FUNCTIONS

COLOURS

BASIC EQUIPMENT



CANOPY WITH WINDOW



ADJUSTABLE PADS



INSERTS AND CUSHIONS



ABDUCTION BELTS



FIVE-POINTS BELTS



SAFETY BARRIER



TRAVEL BAG



SHOPPING BASKET



THERAPY TRAY



SUN UMBRELLA



WINTER GLOVES



ABDUCTION WEDGE



SLEEPING BAG



RAIN COVER



MOSQUITO NET

ADDITIONAL ACCESSORIES

DESIGNED FOR SAFE TRANSPORT AND EVERYDAY USE.

FOR USERS: 85 - 140 CM, UP TO 45 KG

Grizzly



The Grizzly special needs stroller

Is designed for the children who are unable to walk or sit in a correct position as a result of injuries, diseases or motor dysfunctions.

Grizzly is equipped with the **"I Grow With You" system** that allows you for a smooth extension of the backrest height and seat depth as you child grows. Moreover Grizzly offers you a comprehensive stabilization system consisting of adjustable pads at the level of the head, hips and chest - together with a fully adjustable footrest, tilt in space seat and reclining backrest we bring you a stroller that is tailored to fit your child's needs and will serve for years.

The stroller has successfully passed a **crash test**, ensuring the highest level of safety during travel.



CE **MD** MEDICAL DEVICE - CLASS I

Folding lightweight frame

The construction of main elements allows you to dismantle Grizzly into 2 separate units - the frame and the seat. All wheels are also removable.



Advanced Support System

A complete support system consisting of **a four independent pairs of pads (head, torso, hips and lateral)** guarantees maximum of adjustment possibilities as well as highest comfort and safety during travel.



Reversible seat

The design of the stroller allows you to easily rotate the seat opposite to the driving direction. Thanks to this feature you can keep an eye on your child all the time.



Regulations



SEAT ANGLE ADJUSTMENT

0° - 30°

5 positions



BACKREST ANGLE ADJUSTMENT

91° - 212°

8 positions



FOOTREST ADJUSTMENT

55° - 225°

5 positions

TECHNICAL PARAMETERS

FOR USERS: 85 - 140 CM, UP TO 45 KG

Total weight: **20 - 24 kg**
Stroller length: **82 - 135 cm**
Stroller width: **65 cm**
Stroller height: **108 - 125 cm**

Effective seat depth: **25 - 37 cm**
Seat width: **18* - 40 cm**
Backrest height: **57 - 70 cm**
Backrest width: **18* / 34 cm**
Distance between a footrest and seat: **23 - 40,5 cm**
/ 7 positions

* values are given with pads

Crash tested

The Grizzly stroller is **crash-tested in accordance with ISO 7176-19:2022**, confirming its safety during transport in a vehicle. The user may travel in the stroller secured with vehicle straps, according to applicable standards.

"I grow with you" system

The Grizzly stroller offers a wide range of adjustments — the seat depth and backrest height can be easily adapted to the child's growth. Combined with adjustable pads and an adjustable footrest, the stroller grows with the user, ensuring comfort and functionality for many years.

Rear wheels with shock-absorbing suspension

The rear wheels are equipped with a suspension system that effectively reduces vibrations when driving over uneven surfaces. This ensures greater comfort for the child and smoother stroller handling.

Swivel castor lock

The front wheels feature a directional lock, allowing for stable stroller guidance on straight paths and in more demanding terrain.

FUNCTIONS



BASIC EQUIPMENT



SAFETY BARRIER



ADJUSTABLE PADS



SIDE PADS



ABDUCTION BELTS



FIVE-POINTS BELTS



CANOPY WITH WINDOW



TRAVEL BAG



SHOPPING BASKET



SUN UMBRELLA



WINTER GLOVES & WEDGE



THERAPY TRAY



SLEEPING BAG



RAIN COVER



MOSQUITO NET

ADDITIONAL ACCESSORIES

TAILORED SUPPORT FOR OLDER CHILDREN.

FOR USERS: 130 - 175 CM, UP TO 80 KG

NEW

YETI

YETI
JR.

The special needs stroller Yeti and Yeti Jr.

The stroller is designed for larger and older children who are unable to walk or sit in a correct position as a result of injuries, diseases or motor dysfunctions.

Its heavy-duty construction is equipped with the **“I Grow With You” system**, which allows smooth adjustment of the backrest height and seat depth as the child grows. **An adjustable tension system** enables precise upholstery tension adjustment for both the seat and the backrest, providing reliable support for many years of use.

Moreover, Yeti’s solid suspension, fast folding mechanism, tilted seat, reclining backrest and a wide range of accessories significantly simplify everyday use, regardless of weather conditions or season.

CE **MD** MEDICAL DEVICE - CLASS I

Folding lightweight frame

The **one-piece construction** Yeti stroller allows for a quick and easy folding which facilitates daily use, storage and transport.



Driving support

The **adjustable tension system** uses 14 independent velcro straps (7 on the seat and 7 on the backrest), to customize **support and stiffness** to the child's needs by tightening or loosening specific points.



Windstopper

Yeti is equipped with a multi-functional windstopper that not only comes in handy during windy conditions but also protects against unnecessary arm movement and limits visual stimulation.



Regulations



SEAT ANGLE ADJUSTMENT

9,5° - 29°

5 positions



BACKREST ANGLE ADJUSTMENT

3° - 99°

8 positions



FOOTREST ADJUSTMENT

80° - 180°

6 positions

TECHNICAL PARAMETERS

FOR USERS: 130 - 175 CM, UP TO 80 KG

Total weight: **23 - 26 kg**
Stroller length: **114,5 - 146 cm**
Stroller width: **67 cm**
Stroller height: **117 - 133 cm**

Effective seat depth: **31 - 45 cm**
Seat width: **28* / 43 cm**
Backrest height: **65 - 85 cm**
Backrest width: **25* / 42 cm**
Distance between a footrest and seat: **28,5 - 43,5 cm**
/ 7 positions

* values are given with inserts



“I grow with you” system

The Yeti and Yeti Jr. stroller offers a wide range of adjustments — the seat depth and backrest height can be easily adapted to the child's growth. Combined with adjustable pads and an adjustable footrest, the stroller grows with the user, ensuring comfort and functionality for many years.



Rear wheels with shock-absorbing suspension

The rear wheels are equipped with a suspension system that effectively reduces vibrations when driving over uneven surfaces. This ensures greater comfort for the child and smoother stroller handling.



Swivel castor lock

The front wheels feature a directional lock, allowing for stable stroller guidance on straight paths and in more demanding terrain.

FUNCTIONS

BASIC EQUIPMENT



CANOPY WITH WINDOW



HEADREST



REDUCER CUSHIONS



ABDUCTION BELTS



FIVE-POINTS BELTS



SAFETY BARRIER



TRAVEL BAG



SHOPPING BASKET



THERAPY TRAY



SUN UMBRELLA



WINTER GLOVES



ABDUCTION WEDGE



SLEEPING BAG



RAIN COVER



MOSQUITO NET

ADDITIONAL ACCESSORIES

MORE INDEPENDENCE. MORE POSSIBILITIES.

NEW



go.spider

The go.spider walker

Is designed for children with disabilities who need support to move more freely in their daily lives.

Whether taking first steps or continuing gait training, go.spider walker is a trusted companion every step of the way. It encourages independence, builds confidence, and plays a key role in active rehabilitation.

Equally important is the fact that thanks to its simple, compact design, go.spider is easy to store and transport. It's user-friendly, easy to maneuver, and provides stable, secure support for everyday mobility.

CE **MD** MEDICAL DEVICE - CLASS I

Construction

All go.spider walker models are designed for ease of use and mobility. Their foldable construction makes them compact and space-saving – they fit easily into the trunk of virtually any car.

What’s more, the upper support frame can be detached to reduce the size even further, making transport and storage even more convenient.



Height adjustment

They offer a range of intuitive adjustments that allow it to be perfectly tailored to the user’s height and comfort. The height of the top extension and support handles can be easily customized, while the angle and spacing of the handles can be adapted in just a few simple steps.

These flexible settings ensure optimal ergonomics and maximum support during use – because every user deserves a perfect fit.



Features




FRONT WHEEL SWIVEL LOCK

Allows the user to control direction. Locked wheels support straight movement; unlocked – enable dynamic turns and body-guided motion in small or open spaces.



REAR WHEEL FRICTION BRAKE

Adjustable resistance helps control speed. Ideal for beginners or users needing slower, safer movement. Reducing resistance allows for freer, more dynamic motion.



REVERSE-ROLL LOCK

Prevents unintended backward movement. Especially helpful during initial steps, offering greater stability and directional control.

TECHNICAL PARAMETERS



Size 1

FOR USERS: 100 - 135 CM, UP TO 35 KG

total walker weight: **8,8 kg**
walker length: **80 cm**
walker height: **58 - 70 cm**
walker width: **66 cm**



Size 2

FOR USERS: 130 - 150 CM, UP TO 50 KG

total walker weight: **9,2 kg**
walker length: **92 cm**
walker height: **64 - 83 cm**
walker width: **69 cm**



Size 3

FOR USERS: 150 - 170 CM, UP TO 80 KG

total walker weight: **10,5 kg**
walker length: **94 cm**
walker height: **75 - 103 cm**
walker width: **69 cm**

INDICATIONS

- rehabilitation after surgical procedures
- with weakness of the lower limbs
- with balance disorders
- when the child is unable to move with crutches, etc.

CONTRAINDICATIONS

Injuries to the upper limbs that disable the user to support himself on the walker.



BASIC EQUIPMENT



SAFETY HARNESS



ROTATING SUPPORT HANDLES



ANTI-TIPPER

ADDITIONAL ACCESSORIES



PELVIC SUPPORT



HAND BRAKES



TRAVEL BAG



FOREARM SUPPORT



ATTENDANT GUIDE BAR



SEAT

STRAIGHT SUPPORT HANDLES



HYGIENE CARE COMFORTABLE & SAFE.

NEW

delfi BATH CHAIR

The Delfi bath chair

Is designed to support safe and comfortable bathing as well as everyday hygiene routines. Its spacious, ergonomic construction allows for flexible body positioning, while the option to **use the chair in a bathtub, under the shower, or for recreational use – both indoors and outdoors** – increases comfort for the child and convenience for the caregiver.

The chair is equipped with an adjustable headrest, pelvic belt, and leg stabilizing straps, providing stable positioning and enhanced safety. All supports on the chair are covered with soft foam to protect surfaces from scratches.

With adjustable backrest, headrest, and footrest, as well as customizable seat depth, Delfi can be precisely adapted to the individual needs of the child across all available sizes.

CE MD MEDICAL DEVICE - CLASS I

Construction

The Delfi bath chair has an aluminum structure that is a skeleton with movable segments with adjustment at **the height of the neck (1), hips (2) and thighs (3)**.



Seat depth

The Delfi bath chair has a specific adjustment range for seat depth. Combined with flexible upholstery, we gain a device tailored to the individual needs of a patient.



Features



HEADREST RECLINE ANGLE

The headrest angle adjustment function helps in adjusting the safe and comfortable position of the child's head during bathing, so that water does not fall into the child's eyes, e.g. when washing hair.



BACKREST RECLINE ANGLE

Adjusting the back angle allows the user to be seated in the optimal position, which guarantees comfort and safety during bathing.



FOOTREST RECLINE ANGLE

Adjusting the angle of the leg backrest allows you to adjust the optimal position of the child's legs during bathing, enabling the caregiver to freely perform hygiene activities in the most convenient position.

TECHNICAL PARAMETERS



Size S

FOR USERS: UP TO 30 KG

bath chair length: **138 - 142 cm**
bath chair width: **39 cm**
total weight of the chair: **5,4 kg**

effective seat depth: **38 - 42 cm**
backrest length: **45 cm**
length of the footrest: **37 cm**



Size M

FOR USERS: UP TO 50 KG

bath chair length: **157 - 161 cm**
bath chair width: **44 cm**
total weight of the chair: **5,8 kg**

effective seat depth: **38 - 42 cm**
backrest length: **51 cm**
length of the footrest: **47 cm**



Size L

FOR USERS: UP TO 70 KG

bath chair length: **174 - 182 cm**
bath chair width: **49 cm**
total weight of the chair: **6,7 kg**

effective seat depth: **40 - 50 cm**
backrest length: **56 cm**
length of the footrest: **51 cm**

INDICATIONS


- clinical indications include cerebral palsy
- meningitis
- spinal hernia
- dystrophy
- paresis
- limb damage, etc.

CONTRAINDICATIONS

Incorrect positioning and keeping a person in one position for a long time may have negative consequences.



UPHOLSTERY & FRAME COLOR



Engineered for comfort and hygiene.

The bath chair features a lightweight frame made of capped aluminium tubes, preventing water from entering the interior. The perforated upholstery, made of water-resistant synthetic fabric, ensures efficient water drainage and a short drying time.

BASIC EQUIPMENT



HEADREST PADS



HIP BELT



LEG STABILIZING BELTS

ADDITIONAL ACCESSORIES



STABILIZING BELT



HIP PADS

ACCESSORIES



Thank you for being part of the MyWam journey.


Together, we create solutions that support everyday mobility and comfort.



This catalog is for information purposes only. MyWam Sp. z o.o. reserves the right to make technical and commercial changes.
The photos included in the catalog are for illustration purposes only and may differ from the purchased product.

Get in Touch!

 **MyWam Sp. z o.o.**
Plebiscytowa 3,
41-100 Siemianowice Śląskie, PL
TIN: PL627 273 67 93

 +48 32 733 11 31

 mywam@mywam.eu



 www.mywam.eu

