



Review photo



delfi

Operation and maintenance manual

Edition 4 / 2023-12-05

Delfi bath lounger

To jest wyrób medyczny.
Używaj go zgodnie z instrukcją używania lub etykietą.

A user with a visual, reading or cognitive disability is asked to report to the Manufacturer.

Purpose of the Manual

The operation and maintenance manual is intended for those who provide direct care for children with disabilities (child assistants - parents, caregivers), who will use the bath lounger during daily hygiene activities. It is also intended for doctors and physical therapists who operate the bath lounger.

NOTE: Before using the deckchair, each User is required to read and follow the contents of this manual.

NOTE: In the event of any medical incident related to the Delfi bath lounger, notify the Manufacturer immediately, in writing, by contacting via registered letter or e-mail with acknowledgement of receipt.

Manufacturer contact information:

- postal address: MyWam sp. z o.o., Lwowska 34 Street, 41-500 Chorzow, Poland
- contact phone number: +48 32 733 11 31
- e-mail address: mywam@mywam.eu



Version of the Operation and Maintenance Manual: **EN Edition 4 / 2023-12-05**

MyWam sp. z o.o. reserves the right to make technical and commercial changes to the contents of the Operation and Maintenance Manual without prior notice. Each change will be identified by the date of the last update of the manual. **The** electronic version of the manual will be available at www.mywam.eu

PLEASE NOTE: The photos contained in the User Manual are for illustrative purposes only and may differ from the one purchased products.

Table of contents

1.	The purpose of the Delfi bath lounger	4
▪	Security	4
2.	Important safety tips and rules	4
3.	Tabs.....	5
4.	Symbol designation.....	5
▪	Product	5
5.	Construction of Delfi bath lounger	5
6.	Configuration and use	5
6.1.	Adjustable recliner	5
6.2.	Seat depth adjustment	6
6.3.	Backrest height adjustment.....	7
7.	Technical specifications of Delfi bath lounger	7
8.	Raw material composition	8
9.	Delivery and tools	8
10.	Assembly	8
11.	Preparation for use	8
12.	Cleaning and care	8
13.	Storage	9
14.	Service and periodic inspections.....	9
15.	Disposal.....	9
16.	Compliance with medical device requirements	9
17.	List of authorized service points	10
18.	Warranty Card.....	11
19.	Notes.....	12

1. Purpose of the bath lounger Delfi

Delfi bath lounger is a class I medical device. It is designed for use in the bath or shower. The primary task of the Delfi bath lounger is to allow the caregiver to freely perform bathing/hygiene activities on the user placed on it, with proper protection and in the optimal position for the user.

Clinical indications include cerebral palsy, meningeal hernia, dystrophies, Paresis, limb damage, etc.

The product is intended for users with a maximum weight of up to 30 kg. Users are not allowed to use the recliner independently, but only with the help of a caregiver. The device should be used in accordance with the recommendations of the attending physician or physiotherapist.

Contraindications:

Improper positioning and keeping a person in one position for a long time can have negative consequences.

- **Security**

2. Important safety tips and rules

- It is prohibited to use the product in a manner for which the product is not intended.
- Read the instructions before use.
- **CAUTION:** It is forbidden to make adjustments while there is a user on the product, because This risks damaging the product.
- **CAUTION:** Do not exceed the maximum allowable weight of the user.
- **NOTE:** It is forbidden to make adjustments to the product if the product is wet.
- **CAUTION:** Keep the drain open when using the product in the bathtub so that water does not collect. This poses a risk to the user and the correctness of the product.
- **NOTE:** The surface on which the deckchair will be placed must be level.

WARNING!

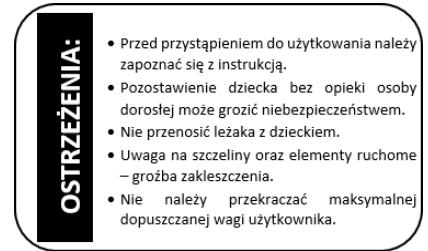



- Never leave your child unattended!
- Beware of gaps and moving parts - risk of jamming.
- Do not carry the bath chair with the child.
- The bath lounger is packaged in a bag. Keep out of reach of infants and small children.

-
- **CAUTION:** It is forbidden to use the deckchair, if the technical condition of the product or its single component raises doubts in the user's mind or is clearly incorrect, then it must not be used. In such a situation, it is recommended to urgently contact the Seller for advice.

3. Tabs

Nameplate UD code plate Warning plate



4. Symbol designation

	Product serial number		Manufacturer name
	Permissible total weight user		The product in question is a medical device
	Production date		DESCRIPTION " WARNING! " and the symbol in this manual are used to reinforce the reader's attention to the content marked with this sign. Failure to comply with the content marked with this description may endanger the health and safety of the user and accompanying persons, as well as may lead to product damage.
	Conformity assessment mark according to the relevant regulations and European directives		
	Warning to proceed in accordance with the Operating Instructions and maintenance of the product		

Product

5. Construction of the Delfi bath lounger

1. Rack
2. Head restraint to stabilize the head
3. Trunk stabilizing belt
4. Leg stabilization straps
5. Perforated upholstery



6. Configuration and use

All adjustments of the Delfi bath lounger are made by means of joints.

6.1. Adjustable recliner

- The angle of the headrest is adjusted using the buttons shown in Figure 1.



Note: Before installing the head stabilizing headrest, select the appropriate height, then using Velcro straps fasten it to the back of the backrest.

- The backrest adjustment angle is adjusted using the buttons shown in Figure 2.



Fig. 2

Note: Before installing the torso stabilizing belt, select the appropriate height, then thread the belt through the holes located on the two straps running along the backrest and fasten.

- The tilt angle of the leg support is adjusted using the buttons shown in Figure 3.



Fig. 3

Note: Before installing the leg stabilizer straps, select the appropriate height, then thread the straps through the holes located on the two straps that run along the footrest and fasten.



NOTE: Recommended proportional positive opening of the recliner supports.

6.2. Seat depth adjustment

To adjust the seat depth, loosen the screws on both sides of the recliner, adjust the seat depth and tighten the screws on both sides of the backrest as shown in Figure 4.




Fig. 4

6.3. Backrest height adjustment

To adjust the height of the backrest, loosen the screws on both sides of the recliner, adjust the height of the backrest and tighten the screws on both sides of the backrest as shown in Figures 5 and 6.



Fig. 5



. 6

6.4. Upholstery

A perforated upholstery made of water-permeable fabric is applied to the frame. Velcro straps are used to properly tension the fabric. The adjustable stabilizing headrest, torso stabilizing belt and leg stabilizing straps significantly contribute to the user's safety during bathing. These straps can be freely adjusted thanks to the sewn-in two straps running along the entire lounger.

Note that the stabilizing belts and tensioning Velcro do not have regular lines (they do not overlap). They arrange themselves depending on the tension of the material and the weight of the user.

7. Technical specifications of the Delfi bath lounger

deckchair length	136.8 - 148.8 cm
width of the deckchair	41.8 cm
height of the deckchair	98 cm
gross weight	4.9 kg
seat depth	38 - 42 cm
seat width	40 cm
height of the backrest	60.5 - 68.5 cm
backrest width	40 cm
footrest length	38 cm
maximum patient weight	30 kg
seat angle	4,5°
backrest angle	10° - 65°
footrest angle	+2° - -52°
the angle between the backrest and the seat	105° - 166°

Tolerance of measurement values +/- 20 mm, +/- 1.5 kg, +/- 1°.

The manufacturer reserves the right to make changes to the technical parameters.

8. Raw material composition

Aluminum, 100% polyester fabrics and plastic (PU).

9. Delivery and tools

The original packaging should include the following items:

- Upholstered Lounger,
- User manual with warranty card.
-

Before use:

- a. check for damage to the packaging (if the packaging is damaged, unpack in the presence of the supplier and check that none of the components have been damaged),
- b. check in accordance with the specifications the contents of the shipment (if any of the components are missing, contact the Seller).

Read the entire manual carefully before using it.

No tools are required to assemble and disassemble the Delfi bath lounger. An 8mm wrench is required to adjust the height of the backrest and the depth of the seat.

10. Assembly

The product is factory-packed in the original carton is already assembled.

11. Preparation for use

Before using:

- Check that the frame of the recliner is properly unfolded.
- Correctly make all adjustments and adjust the product to the child's needs, including setting the correct seat depth and height of the back rest, the correct inclination of the back rest. Check that all adjustments are properly seated and secured.
- Secure the child with all available stabilizing elements, such as a head stabilizing headrest, a torso stabilizing belt and leg stabilizing straps. This is to prevent the child from falling and slipping out of the recliner. Make sure that all adjustments made beforehand are suitable and safe for the child.

12. Cleaning and care

Upholstery can only be washed by hand with care, at temperatures up to 40°.

Do not wash in a washing machine. Stains should be removed immediately after arising on the surface of the product. **CAUTION:** Do not clean with chemicals containing solvents and bleach. The Manufacturer is not responsible for damages caused by the use of inappropriate cleaning products.

When using detergents dedicated to this type of material - follow the instructions of the detergent used.



Hand wash only



Do not bleach



Do not tumble dry
drum



Dry in position
horizontal



Do not iron

NOTE: It is recommended that after bathing, do not put the wet deckchair in closed containers or rooms, and leave it to dry completely in an airy room.

13. Storage

Store the product in a clean, dry and well-ventilated room. In case of long-term storage should additionally perform the steps described in para. 14 "every one month".

14. Service and periodic inspections

For safe and trouble-free use of the product, it should be regularly and thoroughly inspected and serviced by dedicated service centers.

If the user is not able to carry out the above-mentioned activities on his/her own, he/she should return the product to a specialized bath lounge service center or directly to the Manufacturer, who will properly carry out the inspection and necessary servicing activities. These activities may be subject to an additional fee.

All repairs must be carried out at specialized authorized Service Centers (see paragraph 17) or directly at the Manufacturer. Repairs to the wheelchair performed by persons other than the authorized Service Center or the Manufacturer will void the warranty. The Manufacturer is not responsible for any injury or damage to the product that may be a consequence of repairs performed by persons other than authorized Service or the Manufacturer.

Only original spare parts that are supplied or recommended by the Manufacturer.

Maintenance activities should be performed:

- **Each time before use**

- Checking the attachment of structural components - Inspect all mechanisms of the recliner and its moving parts.
- Inspection of fixed frame components and upholstery - Visually inspect the condition of the upholstery and profiles

structural components. These components must not be damaged or cracked.

- **Every one month**

- Cleaning the recliner - Clean any moving parts, adjustment mechanisms with a soft cloth, and then lubricate them with a few drops of silicone grease.
- Check all connections for play - Carefully check the proper tightening of all screws located in the deck chair.

15. Disposal

Disposal and recycling: in accordance with your country's regulations.

16. Compliance with medical device requirements

Class I Medical Device in accordance with the Regulation of the European Parliament and of the Council (EU) 2017/745 of April 5, 2017 on medical devices. The manufacturer has issued an appropriate declaration of conformity for the product, which can be found at www.mywam.eu

17. List of authorized service points

POLAND

MyWam Ltd.

91 Wiosny Ludów Street, 40-373 Katowice,
Poland

phone: +48 32 733 11 31

website: www.mywam.eu email address:
serwis@mywam.eu

18. Warranty Card

Series and number:.....

Purchase date: - -

Seller's stamp and signature:

.....
.....
.....

Warranty terms and conditions

- The seller grants the purchaser a warranty for the purchased bath lounger, for a period of 24 months, starting from the date of the purchase.

- **A purchaser advertising a sunbed should deliver it to the Seller in its packaging, clean (free of stains, additional equipment not belonging to the sunbed, moisture, hair, etc.) along with the sunbed's components protected from damage.**

- **Damage caused by inadequate protection of the shipment of the bath lounger and its components are not subject to warranty repairs.**

- The claimant may not claim gratification if he mislabeled or improperly insured the shipment of the deck chair and its components.

- The warranty period is extended by the time of repair of the bath lounger.

- The activities provided for in the instructions, which the user is required to perform on his own and at his own expense, cannot be performed under warranty repair.

- Use of the bath lounger not in accordance with its intended use, not in accordance with these operating instructions or

inconsistent with the rules of proper operation will void the warranty.

- Making any structural changes to the bath lounger will void the warranty (in the particular area of change or in its entirety).

- Damage to the sunbed caused by: improper operation, improper maintenance, improper storage of the sunbed, mechanical damage and natural wear and tear of parts (such as upholstery) are not covered by the warranty.

- The manufacturer warns against making warranty repairs at unauthorized service facilities. The discovery of such repair or arbitrary modification of the recliner will void the warranty.

- **The warranty card is valid provided that it has: the date of sale written on it, confirmed by the Seller's company seal, the Seller's signature, the type and factory number of the bath lounger.**

- The warranty card is valid provided that it does not contain deletions and corrections.

- The manufacturer of the bath lounger provides post-warranty service at its headquarters for a fee.

- In matters not covered by this warranty card, the provisions of the Civil Code shall apply.

(Poland).

- Please direct all warranty and complaint issues of the bath lounger to the Seller.

19. Notes