

The GRIZZLY special needs stroller is designed for the children who are unable to walk or sit in a correct position as a result of injuries, diseases or motor dysfunctions. The stroller is suitable for children at a height of 85-140 cm and a weight of 45 kg.

Grizzly is equipped with the "I GROW WITH YOU" system that allows for a smooth extension of the backrest height and seat depth as your child grows. Moreover Grizzly offers you a comprehensive stabilization system consisting of adjustable pads at the level of the head, hips and chest – together with a fully adjustable footrest, tilt in space seat and reclining backrest we bring you a stroller that is tailored to fit your child's needs in 100% and will serve for years.

Grizzly is crash tested and it ensures safety while transporting children in specially adapted vehicles.

INDICATIONS:

paralysis and paresis of lower limbs of various origins
paralysis and paresis of the trunk
weakening of postural muscles responsible for maintaining the correct body position
cerebral palsy
myelomeningocele
muscular dystrophies



colour options.

UPHOLSTERY
synthetic

FRAME
spray painted / glossy

UPHOLSTERY
synthetic

FRAME
spray painted / glossy



UPHOLSTERY
synthetic

FRAME
spray painted / glossy



features. *safety and comfort*

TILT IN SPACE SEAT *simple mechanism*



0°-30°

4 positions

RECLINING BACKREST *wide range of adjustments*



0°- 81°

6 positions

ADJUSTABLE AND ANGLE TILT FOOTREST *simple and quick adjustment*



55°- 180°


5 positions

I GROW WITH YOU *extensive adjustment options*



"I GROW WITH YOU" system allows to extend:
- the seat depth up to 37 cm
- backrest height up to 70 cm
(no tools required)
Designed to adapt and evolve!

STABILIZATION SYSTEM *safety and stability*



A complete support system consisting of a four independent pairs of pads (head, torso, hips and lateral) guarantees maximum of adjustment possibilities as well as highest comfort and safety during travel.

LYING POSITION *wide range of backrest recline*



With a fully adjustable seat and footrest you may quickly alter the stroller into a cozy bed perfect for a short rest or a nap.

REVERSIBLE SEAT

arrange your travel easily



The design of the stroller allows you to easily rotate the seat opposite to the driving direction. Thanks to this feature you can keep an eye on your child all the time.

FOLDING LIGHTWEIGHT FRAME

*ease of storage,
transportation and dismantling*



The construction of main elements allows you to dismantle GRIZZLY into 3 separate units (frame, seat and wheels).

DRIVING SUPPORT

*comfort for the bumpiest
journeys*



The stroller is equipped with a shock-absorbing suspension on all four wheels and an adjustable rear suspension in the rear wheels, swivel front castor wheels with option to lock, central brake and a tilt-foot.


functional accessories . *in practice*



Canopy with window



hips / side / torso / head pads



Footrest with angle adjustment



Safety barrier



Swivel front castor wheels
with option to lock




Quick release mount on all 4 wheels



accessories. *wide range of equipment*



head / torso / hips adjustable pads



side pads



abduction belts



wedge



canopy with window



safety barrier



shopping basket



tourist bag



therapy tray



sun umbrella



winter gloves



GRIZZLY BEAR set



rain cover



winter sleeping bag



mosquito net



GRIZZLY BEAR set

parameters.

TECHNICAL DATA OF A STROLLER READY TO DRIVE



seat width 18* - 40 cm



seat depth 25 - 37 cm



backrest height 57 - 70 cm



footrest adjustable within 23 - 40,5 cm



dimension after folding: frame L 80 x W 64 x H 35 cm / seat L 72 x W 43 x H 47 cm



total weight 20 - 28 kg



total length 97 - 115 cm



total height 108 - 123 cm



total width 65 cm

USER PARAMETERS



growth 85 - 140 cm



maximum weight 45 kg

* with adjustable pads