

Mewa



**POLISH MANUFACTURER  
OF SPECIAL NEEDS STROLLERS**

The MEWA special needs stroller is designed for children who are unable to walk or sit in a correct position as a result of injuries, diseases or motor dysfunctions. The stroller is suitable for children at a height of 90-125 cm and a weight of 40 kg.

Thanks to the backrest tilt and recline feature as well as adjustable torso and head pads you may easily adjust MEWA to the required position and ensure the user with optimal protection and stability.

The shock-absorbing suspension on all four, large, gel-filled wheels together with the tilt-foot facilitate travel on uneven terrain. Modern and stylish design is an additional advantage of this stroller.

**INDICATIONS:**

- paralysis and paresis of lower limbs of various origins
- paralysis and paresis of the trunk
- weakening of postural muscles responsible for maintaining the correct body position
- cerebral palsy
- myelomeningocele
- muscular dystrophies




# colour options.

**UPHOLSTERY**  
synthetic

**FRAME**  
spray painted / glossy

**UPHOLSTERY**  
synthetic

**FRAME**  
spray painted / glossy




**UPHOLSTERY**  
synthetic

**FRAME**  
spray painted / glossy


**UPHOLSTERY**  
synthetic

**FRAME**  
spray painted / glossy



# features. *safety and comfort*

## **TILT IN SPACE SEAT** *simple mechanism*



5,5°-21,5°

4 positions

## **RECLINING BACKREST** *wide range of adjustments*



8° - 86°

4 positions

## **ADJUSTABLE AND ANGLE TILT FOOTREST** *simple and quick adjustment*



64° - 180°

5 positions

## **SEAT MINIMIZING KIT** *reducing inserts*



The SEAT MINIMIZING KIT in MEWA is a set of 4 comfortable, independent inserts that allows you to reduce both width and depth of the seat.

## **STABILIZATION SYSTEM** *adjustable pads*



The head and torso support consists of two pairs of independent pads that are height, width and angle adjustable. Its wide range of adjustments and simplicity gives you a fast and effective adaptation to the user's individual needs.

## **LYING POSITION** *wide range of backrest recline*



With a fully adjustable seat and footrest you may quickly alter the stroller into a cozy bed perfect for a short rest or a nap.



## REVERSIBLE SEAT

arrange your travel easily



The design of the stroller allows you to easily rotate the seat opposite to the driving direction. Thanks to this feature you can keep an eye on your child all the time.

## FOLDING LIGHTWEIGHT FRAME

ease of storage,  
transportation and dismantling



The construction of main elements allows you to dismantle MEWA into 3 separate units (frame, seat and wheels).

## DRIVING SUPPORT

comfort for the bumpiest  
journeys



The stroller is equipped with a shock-absorbing suspension on all four wheels and an adjustable rear suspension in the rear wheels, swivel front castor wheels with option to lock, central brake and a tilt-foot.

# functional accessories . *in practice*



# accessories. *wide range of equipment*



seat minimizing kit



seat minimizing kit



seat minimizing kit



head / torso adjustable pads



abduction belts



adjustable wedge



safety barrier



therapy tray



tourist bag



shopping basket



sun umbrella



winter gloves



winter sleeping bag



mosquito net



rain cover

## parameters.

### TECHNICAL DATA OF A STROLLER READY TO DRIVE



seat width 25\* / 32 cm



seat depth 24\* / 28 cm



backrest height 62 cm



footrest adjustable within 17 - 32 cm



dimension after folding: frame L 84 x W 64 x H 26 cm / seat L 88 x W 43 x H 42 cm



total weight 20 - 28 kg



total length 94 - 126 cm



total height 124 - 129 cm



total width 65 cm

### USER PARAMETERS



growth 90 - 125 cm



maximum weight 40 kg

\* with seat minimizing kit